

## BLADE SIZING CHART

### SPINNER BLADES

All of our plated blades are stamped from marine grade rustproof brass.

#### FINISH

Blade finish works with the shape of the blade to reflect light. A smooth finish blade reflects light from only one point of the blade. Hammered blades reflect light from most of their surface.

#### SIZE

Plays a part in how deep the lure will run. Large blades give more lift to a lure than small blades so large blade lures will run shallower than small blade lures.

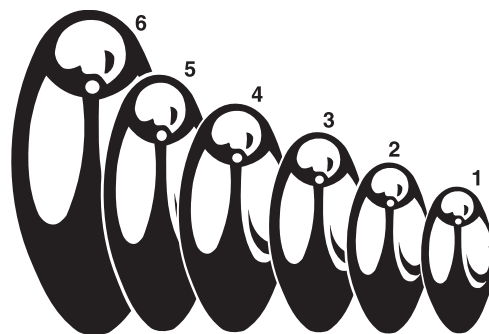
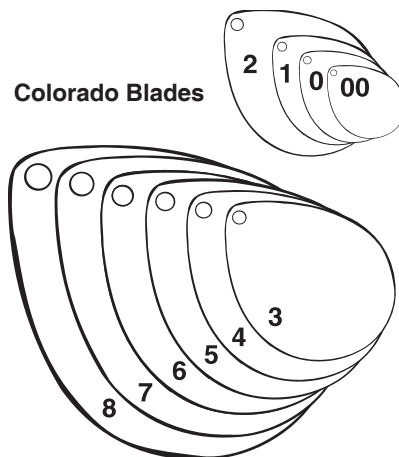
#### SHAPE

The shape of the spinner blade determines how fast and how far from the shaft a blade will spin. Shape also affects how easy a blade is to start.

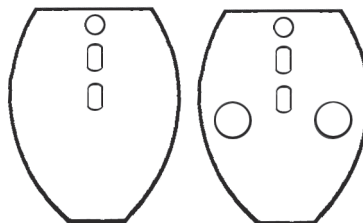
#### COLOR

Blades are made in different colors to help you fit your bait to the fishing conditions. Weather, water clarity, and water temperature all play a part in what the fish hit.

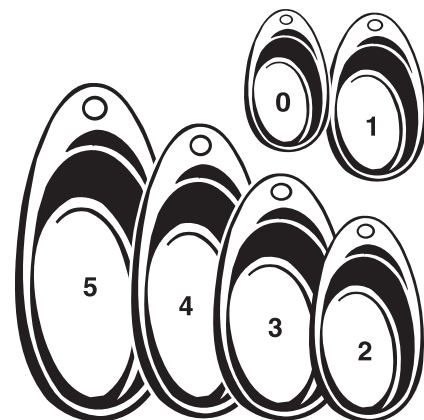
Colorado Blades




InLine Blades



Shaker Blades



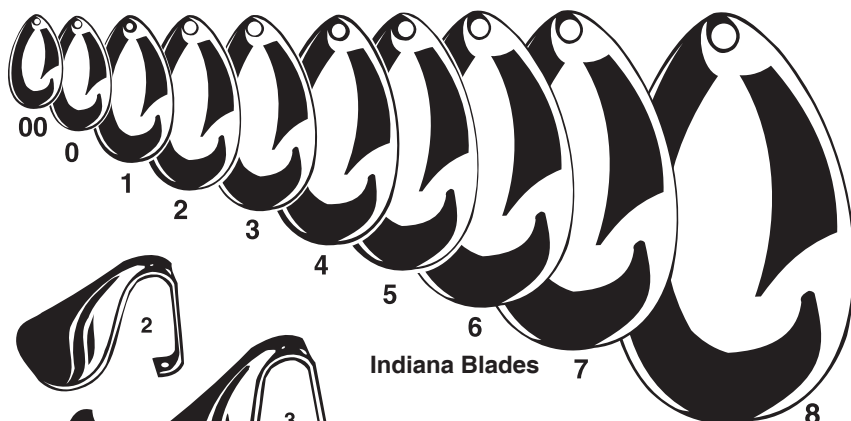
French Blades



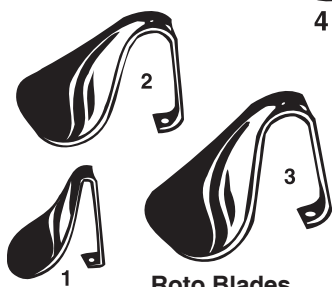
Junebug  
Blades




Mag Willow Blades




Indiana Blades



Roto Blades



Presto Blades



Willowleaf Blades

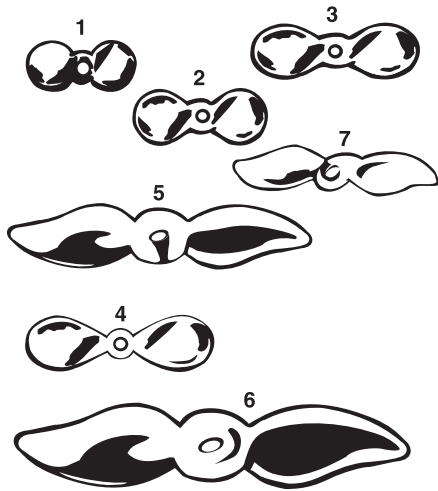
Legend

1"

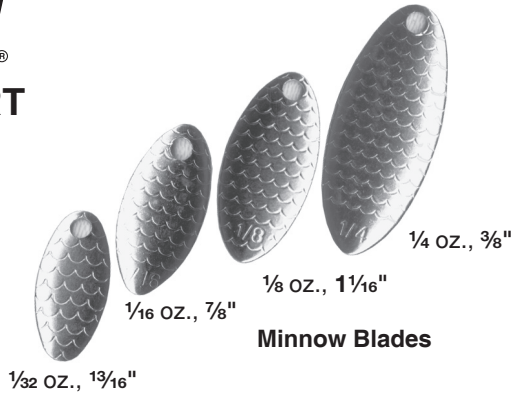
Please contact  
Product Support for additional  
information on our products  
email - techhelp@jannsnetcraft.com  
Phone - (419) 868-8288 option 1  
fax - (419) 868-8338

**COMPONENT SIZING CHART**

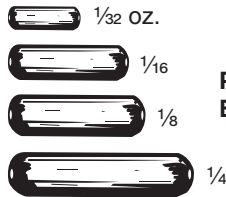
www.jannsnecraft.com



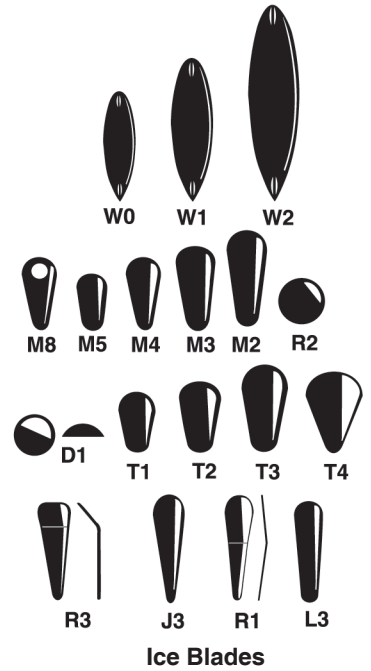
**Propeller Blades**



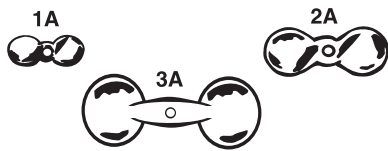
**Minnow Blades**



**Painted Lure Bodies**



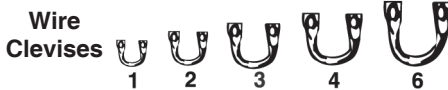
**Ice Blades**



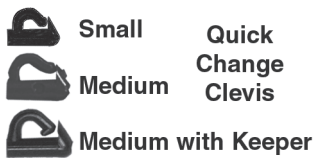
**Dumbbell Propeller Blades**



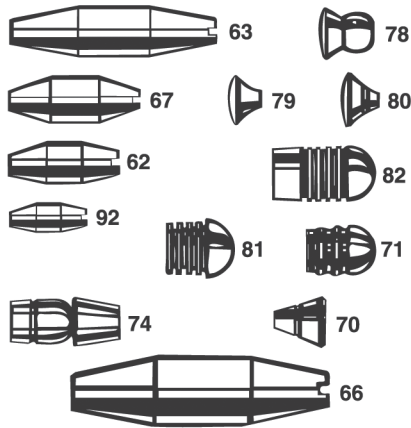
**Folded Clevises**



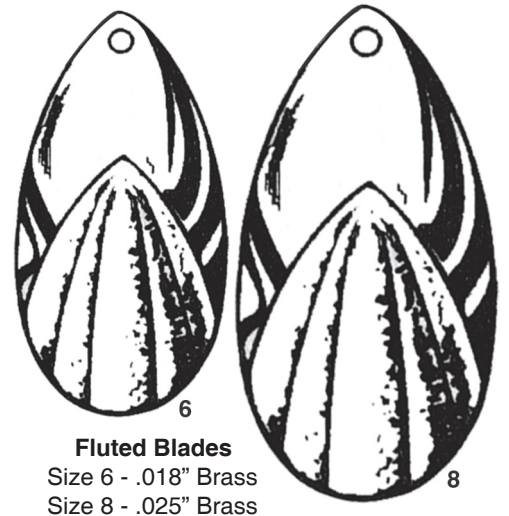
**Wire Clevises**



**Small Quick Change Clevis**  
**Medium Quick Change Clevis**  
**Medium with Keeper Quick Change Clevis**



**Brass Lure Bodies**

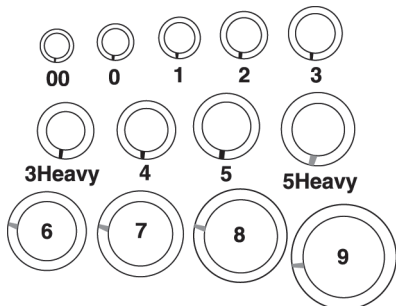


**Fluted Blades**

Size 6 - .018" Brass  
Size 8 - .025" Brass



**Tomahawk Blades**  
Size 4  
Length 1.16"



**Brass and Stainless Steel Split Rings**



**Oval Split Rings**

Please contact  
Product Support for additional information on  
our products  
email - techhelp@jannsnecraft.com  
Phone - (419) 868-8288 Option 1  
fax - (419) 868-8338

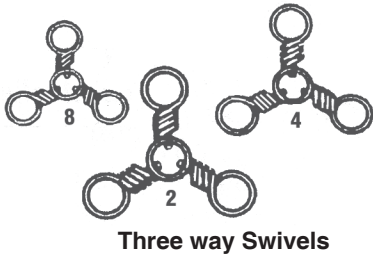
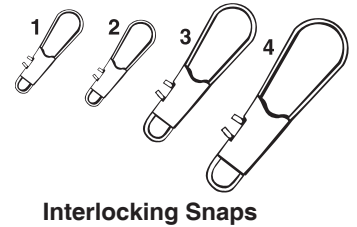
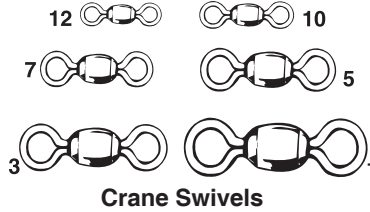
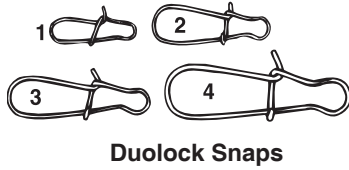
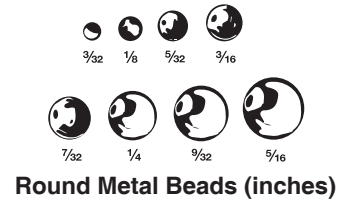


**ProEye Hatchet Blades**  
Size 6  
Length 1.93"

Legend 1"

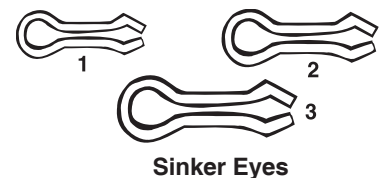
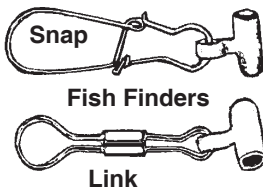
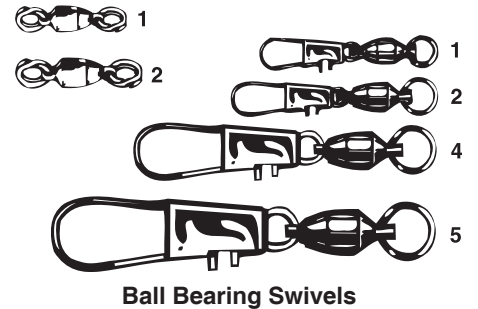
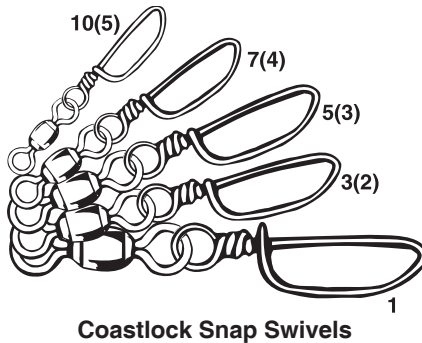
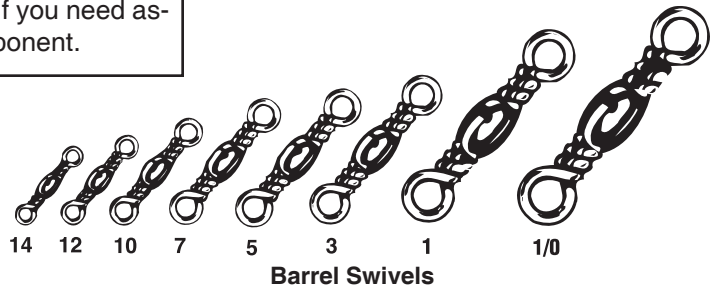
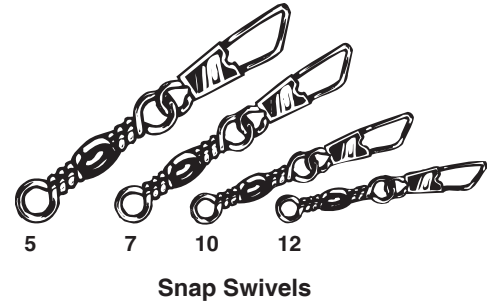

**JANN'S**  
**NETCRAFT**  
**COMPONENT SIZING CHART**

www.jannsnetcraft.com



**TERMINAL TACKLE #TEST RATINGS**

We publish the pound test rating information supplied by the manufacturer in our catalog. Some manufacturers do not provide this information. Please contact our product support staff if you need assistance selecting a component.



Legend 1"

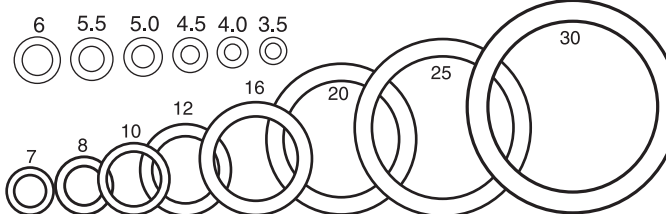
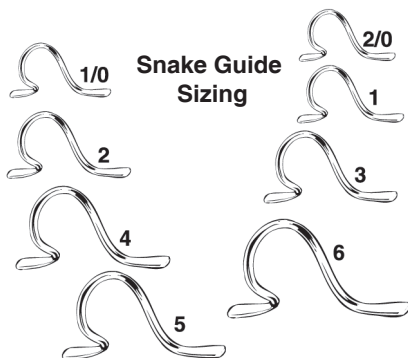
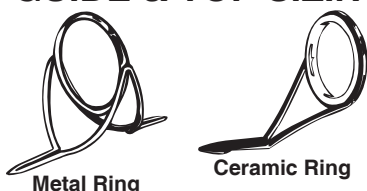
Please contact  
**Product Support for additional information**  
**on our products**  
 email - techhelp@jannsnetcraft.com  
 Phone - (419) 868-8288 Option 1  
 fax - (419) 868-8338

sizing\_chart ©Jann's Netcraft LLC 2016

**CHART MUST BE PRINTED FOR ACCURATE SIZING**

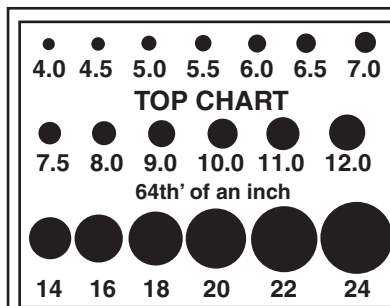
## Guide Sizing

## GUIDE & TOP SIZING CHART



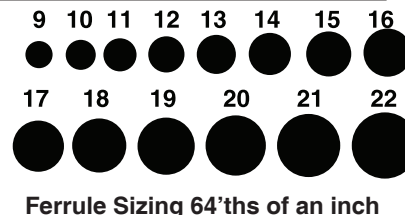
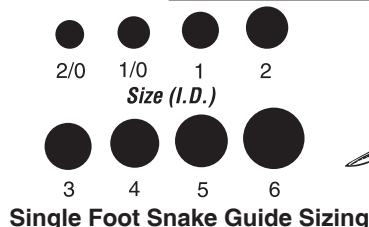
Guide Sizes Not Shown		
	Inner Ring	Outer Ring
Size	I.D.	I.D.
40	1 1/8"	1 1/16"
50	1 1/2"	1 3/4"
60	N/A	2 1/8"
70	2 1/8"	2 1/2"

The guide sizing chart shows two circles for each size. The large outer rings represent the inside of the guide frame. The smaller inside rings represent the inside of a ceramic ring. For guides made without or missing a ceramic ring, use the outer ring to match the guide. For guides with a ceramic ring, use the smaller circles to match the inside of your ceramic ring.



### Tip Top Replacement

To select the proper tip size for your rod, lay your rod across the chart 1/2" from the tip end of the rod. Choose the size closest or is slightly larger than your rod blank.



## Nylon Twine Sizing Chart

Size 6	
Size 12	
Size 30	

Sample Sizes

### Net Material Guideline

Net Type	Nylon Twine Size	Approx. Qty.
Cast Nets	#3	1/8 lb.
Landing Nets	#9 or #12	1/4 lb.
Turtle Traps	#18	1/2 lb.
Hammocks	#48	2 lb.

## NET MAKING SIZING CHART

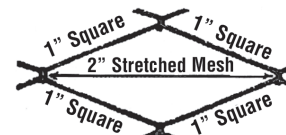
### Mesh Size - Square versus Stretched

Square mesh is the measure of each side of the mesh between the knots.

Stretched mesh is when the mesh is pulled from the ends and it collapses. Stretched mesh is equal to the square mesh times 2.

Example: 1" square mesh is equal to 2" stretched mesh.

All of our bulk netting is sold by the foot or yard measured in stretched mesh. To hang loose and full, you will need to multiply the distance you need to cover by 1.5 to have enough netting. Example: A 10 yard space will require (10 x 1.5 = 15) about 15 stretched yards of netting.



## SELECTING A REPLACEMENT NET FOR YOUR LANDING NET

To select a replacement net, imagine your net hoop is a clock face with the handle at the 6 o'clock position. Measure the hoop's width from 3:00 to 9:00 and the length from 12:00. Compare the hoop sizes listed in our catalog/on our website with your measurement and select the closest sized net.

### NET SIZING TIPS

A 12" x 14" hoop uses the same net as a 14" x 12" hoop.

All of our replacement nets are made in the shape of a cylinder with a closed bottom. The opening that attaches to the hoop is always round and easily fits all sorts of frame shapes.

"Close" (larger or smaller) works fine with replacement nets. If in doubt, choose the next larger size.

Consider net hoops that are pear shaped or have a scooped front edge to be round.

Once the size of the replacement net is decided, confirm the net material, mesh size and bag depth all meet your needs.

Please contact

Product Support for additional information on our products

email - techhelp@jannsnetcraft.com

Phone - (419) 868-8288 option 1 • Fax - (419) 868-8338

sizing\_chart ©Jann's Netcraft LLC 2016


CHART MUST BE PRINTED FOR ACCURATE SIZING



# DOMINATOR Swirl Tail Grubs

SERIES

Actual Size



Crankbait bodies are NOT actual size. Images are for body identification only.

## HOOK & SPLIT RING GUIDE

Here are some suggestions for hook and split ring combinations for our crankbait bodies. Eye sockets accept our molded eyes.



2 1/2" FS Medium Diver 1/3 oz.



FG55 Shallow Diver 1/4 oz.  
FG60 Shallow Diver 5/16 oz



3 3/4" Double Jointed  
Top Water 3/8 oz.



4" Patty 100 Top Water 5/16 oz.



4 5/8" FM475DD Minnow 3/8 oz.



4 5/8" FM475MD Minnow 5/16 oz.



4 5/8" FM475SD Shallow Minnow 1/4 oz.



3 1/4" Springer 78 1/4 oz.



4" Springer 100 1/2 oz.

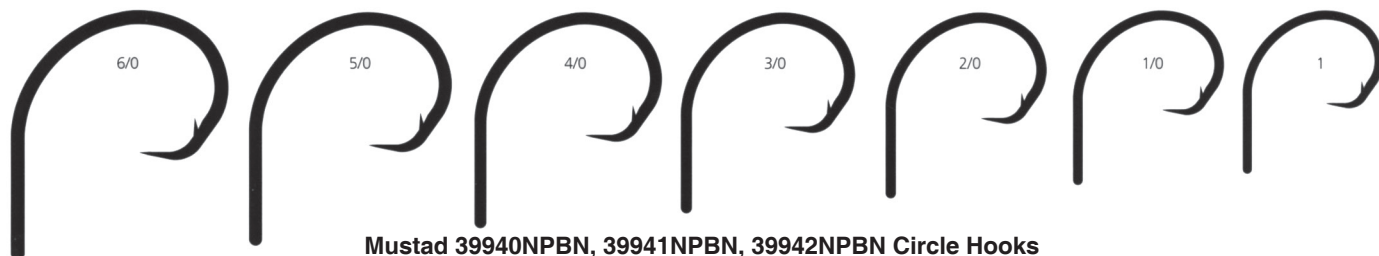
## HOOK & SPLIT RING GUIDE

Here are some suggestions for hook and split ring combinations for our crankbait bodies. Eye sockets accept our molded eyes.

Description	Split Ring	Treble Hook	Molded Eye
3" Medium Diver	1	6	1/4"
4" Deep Diver	1	4	1/4"
2 1/2" Rattle Shad	1	8	5/32"
3" Rattle Shad	1	6	1/4"
4" Patty 100 Topwater	1	4	1/4"
3 3/4" Double Jointed 95	1	4	1/4"
Springer 78	1	6	5/32"
Springer 100	2	4	5/32"
2" FG Shallow Diver	1	6	1/4"
2 1/2" FS Medium Diver	1	6	1/4"
2 1/2" RC Popper	1	6	5/32"
2 1/4" FG55 Shallow Diver	1	6	1/4"
2 1/2" FG60 Shallow Diver	1	6	1/4"
4 5/8" FM475SD Minnow	1	6	5/32"
4 5/8" FM475MD Minnow	1	6	5/32"
4 5/8" FM475DD Minnow	1	6	5/32"

Use our oval #5 split ring for line tie.

Please contact Product Support for additional information on our products  
email - [techhelp@jannsnecraft.com](mailto:techhelp@jannsnecraft.com) • Phone - (419) 868-8288 Option 1 • Fax - (419) 868-8338



Mustad 39940NPBN, 39941NPBN, 39942NPBN Circle Hooks  
Prior to 2014, these hooks were BLN

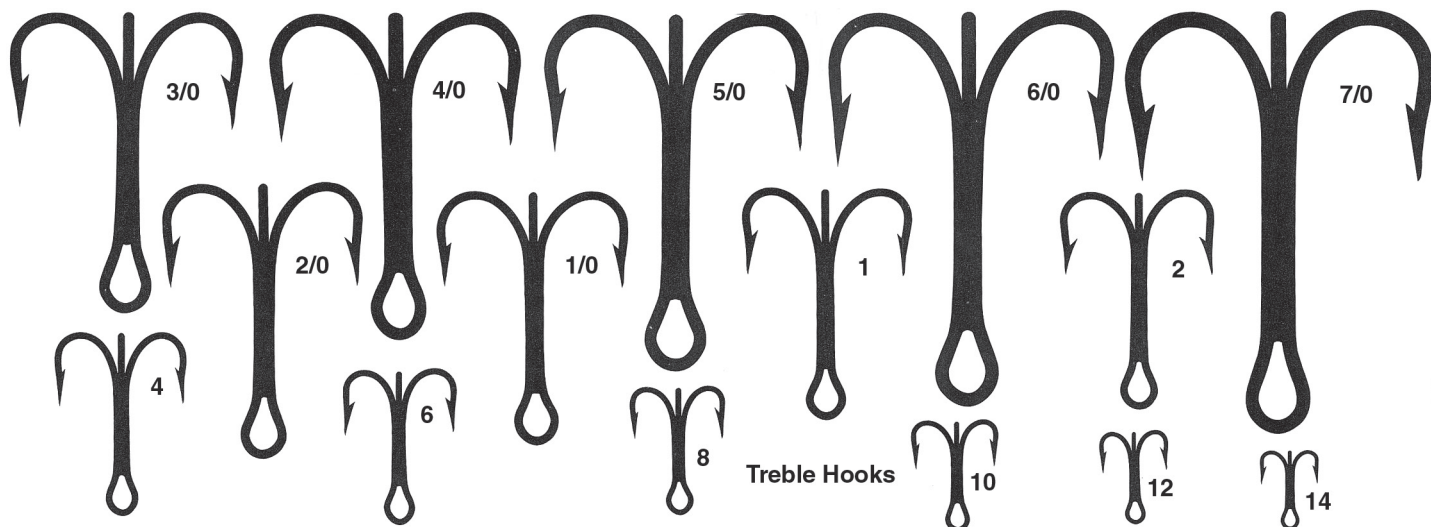
Legend

1"

## HOOK SIZING CHART

sizing\_chart ©Jann's Netcraft LLC 2016

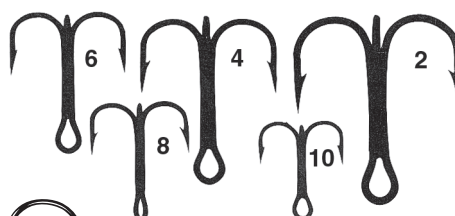
CHART MUST BE PRINTED FOR ACCURATE SIZING



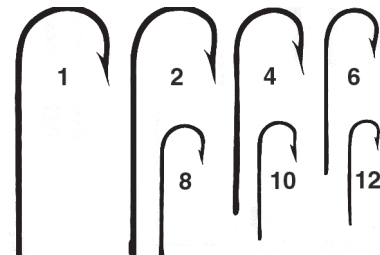
**JANN'S  
NETCRAFT®**

## HOOK SIZING CHART

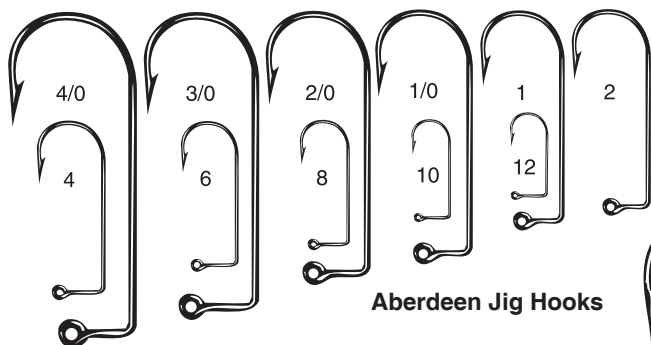
[www.jannsnetcraft.com](http://www.jannsnetcraft.com)



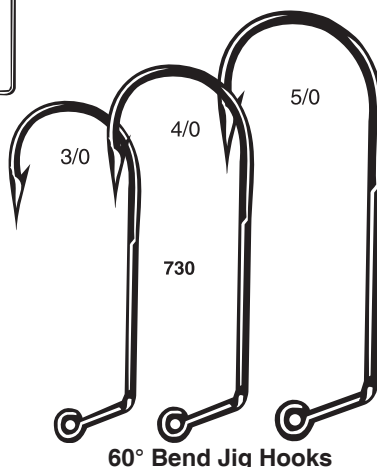
Roundbend Treble Hooks



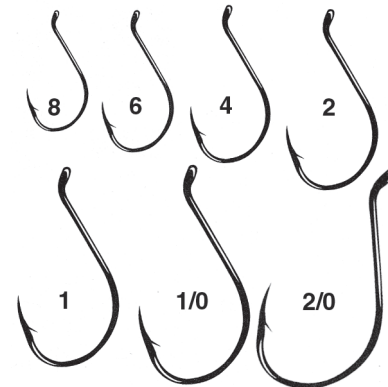
**Mustad 3261**  
Live Bait Hook and Ice Jig Hook  
3261GL - Ice, Live Bait  
3261NI - Ice, Live Bait  
3261BR - Live Bait Only



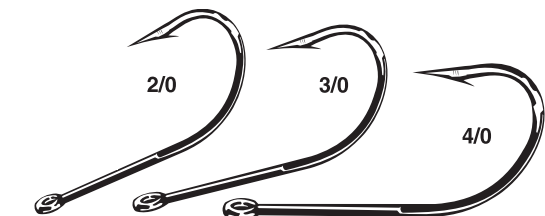
Aberdeen Jig Hooks



60° Bend Jig Hooks

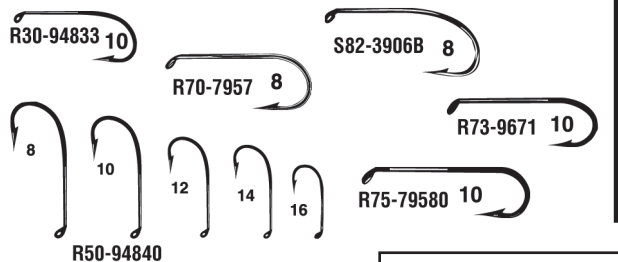


Octopus Hooks



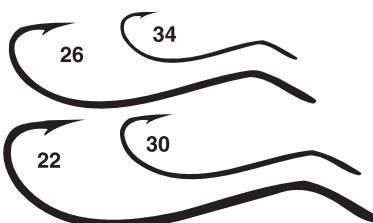
O'Shaughnessy Spinnerbait & Trailer hooks

## FLY TYING HOOK SIZING CHART



Legend

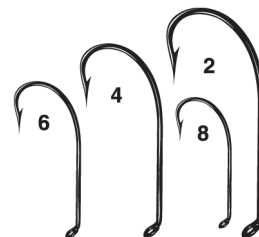
1"



Central Draught Hooks



Salmon Egg Hooks



Turned Down Eye  
Sproat Hooks

Please contact  
Product Support for additional information on our products  
email - [techhelp@jannsnetcraft.com](mailto:techhelp@jannsnetcraft.com)  
Phone - (419) 868-8288 Option 1  
fax - (419) 868-8338

sizing\_chart ©Jann's Netcraft LLC 2016

**CHART MUST BE PRINTED FOR ACCURATE SIZING**

1/64" SIZE	METRIC (MM)	FRACTION INCHES	DECIMAL INCHES
01		1/64	.01563
02		1/32	.03125
	1.0		.03937
03		3/64	.04688
04		1/16	.0625
05		5/64	.07813
	2.0		.07874
06		3/32	.09375
07		7/64	.10938
	3.0		.11811
08		1/8	.125
09		9/64	.14063
10		5/32	.15625
	4.0		.15748
11		11/64	.17188
12		3/16	.1875
	5.0		.19685
13		13/64	.20313
14		7/32	.21875
15		15/64	.23438
	6.0		.23622
16		1/4	.25
	6.5		.25591
17		17/64	.26563
	7.0		.27559
18		18/64	.28125
	7.5		.29528
19		19/64	.29688
20		20/64	.3125
	8.0		.31496
21		21/64	.32813
	8.5		.33465
22		11/32	.34375
	9.0		.35433
23		23/64	.35938
	9.5		.37402
24		3/8	.375
25		25/64	.39063
	10.0		.3937
26		13/32	.40625
	10.5		.41339
27		27/64	.42188
	11.0		.43307
28		7/16	.4375
	11.5		.45276
29		29/64	.45313
30		15/32	.46875
	12.0		.47244
31		31/64	.48438
	12.5		.49213
32		1/2	.5
	13.0		.51181
33		33/64	.51563
34		17/32	.53125
	13.5		.5315

1/64" SIZE	METRIC (mm)	FRACTION INCHES	DECIMAL INCHES
35		35/64	.54688
	14.0		.55118
36		36/64	.5625
	14.5		.57087
37		37/64	.57813
	15.0		.59055
38		19/32	.59375
39		39/64	.60938
40		5/8	.625
	16.0		.62992
41		41/64	.64063
42		21/32	.65625
	17.0		.66929
43		43/64	.67188
44		11/16	.6875
45		45/64	.70313
	18.0		.70866
46		23/32	.71875
47		47/64	.73438
	19.0		.74803
48		3/4	.75
49		49/64	.76563
50		25/32	.78125
	20.0		.7874
51		51/64	.79688
52		13/16	.8125
	21.0		.82677
53		53/64	.82813
54		27/32	.84375
55		55/64	.85938
	22.0		.86614
56		7/8	.875
57		57/64	.89063
	23.0		.90551
58		29/32	.90625
59		59/64	.92188
60		15/16	.9375
	24.0		.94488
61		61/64	.95313
62		31/32	.96875
	25.0		.98425
63		63/64	.98438
64	25.4	1	1.00
	29.0		1.14173
	30.0		1.1811
	36.0		1.41732
	40.0		1.5748
	43.0		1.69291
	48.0		1.88976
	49.0		1.92913
	50.0		1.9685
	60.0		2.3622
	68.0		2.67716
	75.0		2.95275